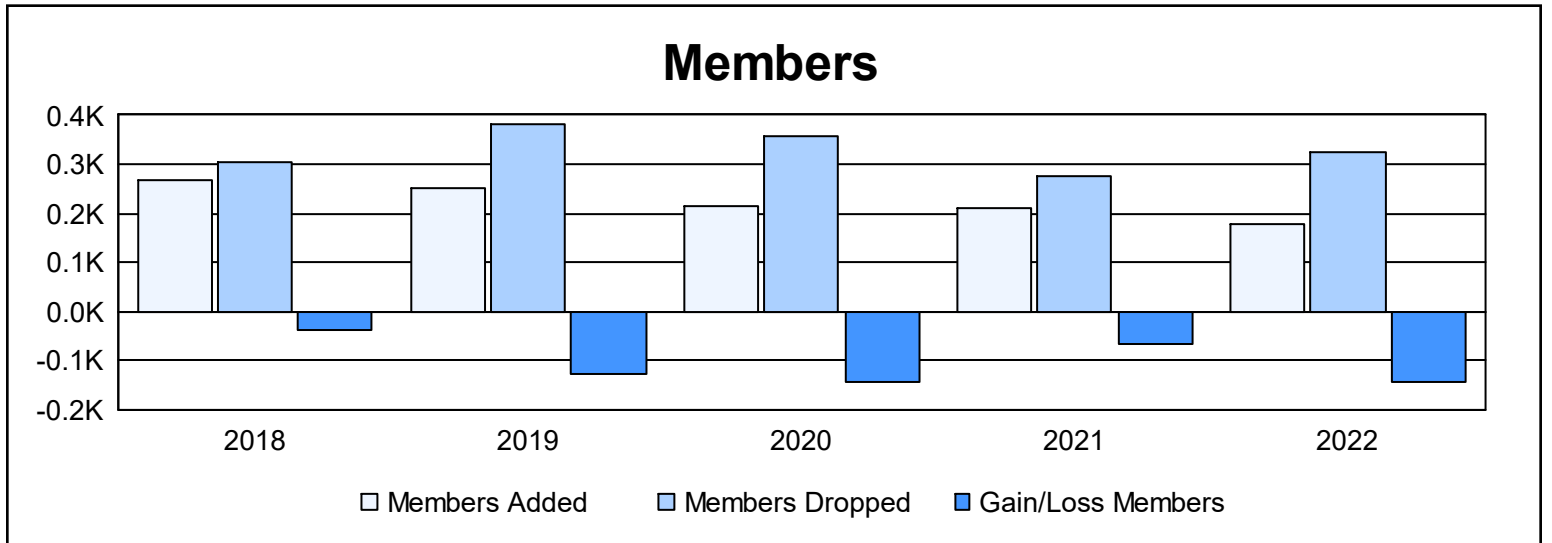
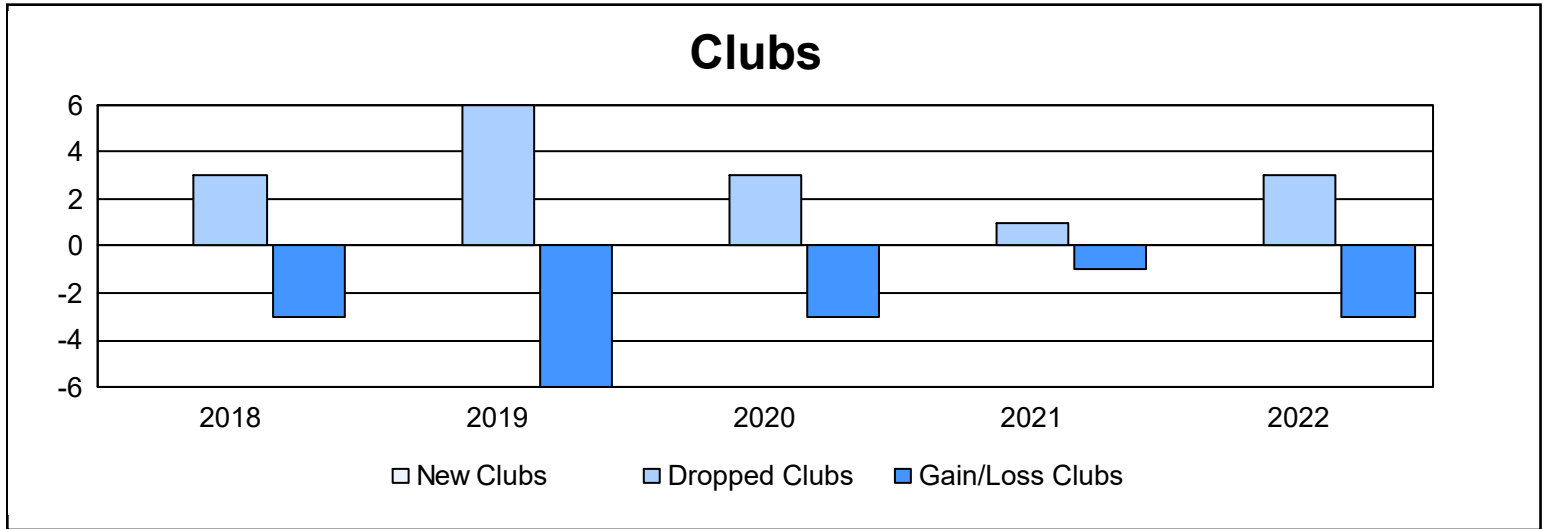
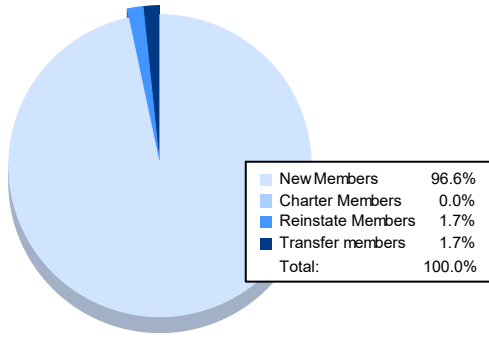


Year	New Clubs	Dropped Clubs	Gain/ Loss Clubs	New Members	Charter Members	Reinstate Members	Transfer Members	Total Member Added	Total Members Dropped	Gain/ Loss Members
2017-2018	0	3	-3	259	0	2	8	269	305	-36
2018-2019	0	6	-6	240	0	6	6	252	380	-128
2019-2020	0	3	-3	196	1	1	17	215	358	-143
2020-2021	0	1	-1	193	0	3	15	211	277	-66
2021-2022	0	3	-3	173	0	3	3	179	324	-145
<b>Average</b>	<b>0</b>	<b>3</b>	<b>-3</b>	<b>212</b>	<b>0</b>	<b>3</b>	<b>10</b>	<b>225</b>	<b>329</b>	<b>-104</b>



### Membership Composition June 2022 Cumulative



### Gender Composition June 2022 Cumulative

